

YOUR PHOTOGRAPHY MENTOR

# ESSENTIAL GEAR GUIDE



## **A Note to The Reader:**

You'll notice a lot of Canon gear in here! This is because both David and Rich have invested so much along the years in Canon equipment; they have consequently become Canon shooters. If you shoot using a different brand, that is 100% ok. At the end of this toolkit, there is a chart with the Nikon and Sony equivalents of each piece of Canon gear they've listed.

# CONTENTS

**01**

**About David & Rich**

---

p. 4-5

**02**

**Kit Guides**

---

p. 6-9

**03**

**Pro Level Gear**

---

p. 10-13

**04**

**Lighting**

---

p. 14

**05**

**Best Gear Bags**

---

p. 15-16

**06**

**Comparitive Gear Chart**

---

p. 17



# DAVID MOLNAR

David is a celebrity and advertising photographer, believer and family man. His work has been seen on millions of Pepsi cans, in People Magazine, on American Idol, and in The New York Times.

Feeling so blessed to be living his dreams, David is now focusing on being “Your Photography Mentor.” He is helping tens of thousands of photographers pursue THEIR dreams by creating world-class photography education, inspiration, and resources.

# RICH COLEMAN

Rich had the rare and lucky opportunity to learn under David. David has been his biggest mentor and professional role model since the beginning.

Rich believe that a great time makes for great pictures. He loves what he does, and that motivates him to be his best at every shoot he does. This is also why he believes it is his job to make the shoot fun, relaxed, and stress-free for everyone involved-all while producing incredible professional photos to remember the event for generations to come.



# THE HOBBYIST STARTER KIT

*start for under \$600*



**Where in the world do I begin?**

**Spoiler:** You don't have to spend 5K+ in crazy fancy gear to go professional as a photographer.

Getting started can be the most intimidating step - especially if you've got a tight budget and need to make super careful choices on what gear you're starting with. The guide on this page can help you get going for under \$600!

# THE HOBBYIST STARTER KIT

start for under \$600



## CAMERA

**CANON T7**

Inexpensive doesn't mean trash anymore - the image quality on the T7 is REMARKABLE.

Alternate Brands:

**NIKON D3500**

**SONY A6000**



## FLASH

**YONGNUO YN560-IV SPEEDLITE**

This is great to use when there is little or no available light.



## LENSES

**CANON 50MM 1.8**

The "Nifty Fifty" is a great price, and is perfect as a starter for all your photography needs with its versatility as a lens.

Alternate Brands:

**NIKKOR 50MM F/1.8**

**SONY FE 50MM F/1.8**

## COMPUTER

First and foremost, you'll want to make sure your current is compatible with Adobe to use Lightroom Classic and Photoshop. [Take a peek at this link to look at their system requirements](#)

**Need an upgrade  
and you know it?**

**"We are Apple guys, even the most basic Mac has all the computing power you need. Just check with Adobe for Lightroom Classic and Photoshop compatibility. BUT nobody asked Picaso what brand of bush he used. It's all preference!"**

# THE SEMI-PRO KIT

*start for under \$600*



Do you love shooting the occasional wedding or special event? Maybe you run mini sessions every once in awhile, or do maternity and newborn portraits on the weekends. You are on your way to quitting your day job, but aren't quite there yet. This guide will give you all the suggestions for the gear you need as you are on your way to going semi-pro. All for under \$3,200.



# THE SEMI-PRO SET

start for under \$3,200



## CAMERA

### CANON 6D MKII

This is a KILLER price for an AMAZING full-frame camera with a high quality sensor. This camera is the best bang for your buck.

Alternate Brands:

NIKON D750

SONY A711



## FLASH

### YONGNUO YN560-IV SPEEDLITE

"The same incredible flash I recommend for hobbyists is the one I recommend for semi-professional photographers. It's perfect to use when there is little or no available light, and for such a low price you really can't beat it."



## LENSES

### CANON 50MM 1.4

The 50 mm 1.4 is a great step up from the 50 mm 1.8 because it shoots at a lower aperture, allowing more light through the lens.

Alternate Brands:

NIKON D750

SONY A711



### CANON 24-70MM

A great "next step" lens after acquiring the 50 mm 1.4. This lens is perfect in almost any shooting situation.

Alternate Brands:

NIKKOR 24-20

SONY FE ZOOM 24-70MM



# PRO LEVEL GEAR


## WHAT WE REACH FOR FIRST

Our top professional camera , lens & computer picks



Size does matter with pixels. It's not about how many pixels your camera's sensor is, it's about how large the pixels are. Full-frame cameras have bigger sensors than crop sensor cameras, and that means bigger pixels. These bigger pixels mean better quality images, and improved low-light capability.

- DAVID



## DAVID'S PICKS

### CAMERA

**Canon 5d mkIV**

#### WHY I LOVE IT:

*"This Camera is my main workhorse. It has a full full-frame sensor, which makes it a great choice for all my professional shoots. It's great for album covers, weddings, advertising campaigns and personal shoots."*

### TOP 3 LENSES

1

**Canon 24-70mm 2.8**

*"One stop shop Portrait and landscape lens"*

2

**Canon 85mm 1.2**

Fantastic for high quality portraits with great compression.

3

**Canon 70-200 2.8 L**

Aperture can be set to f/2.8 throughout entire zoom range.

### COMPUTER

**MacBook Pro 16"**

#### WHY I LOVE IT:

*"I love the mobility and the ability to tether on location that this mac provides. Macbook Pros have a lot of processing power for Lightroom and Photoshop, which is a daily necessity for me!"*



## RICH'S PICKS

### CAMERA

#### Canon EOS R

#### WHY I LOVE IT:

*"The EOS R is small and quiet! It's perfect for low-light situations, and also has Canon's newest full-frame sensor."*

### TOP 3 LENSES

- 1 **Canon 100mm macro 2.8L**  
*Great multi-use lens that shoots macro. Perfect for portraits.*
- 2 **Canon 50mm 1.2**  
*Good focal range for portrait lens. A go-to tried and true portrait lens.*
- 3 **Canon 16-35mm 2.8**  
*Great for landscapes when you need to go wide. Also great for indoors at things like wedding receptions.*

### COMPUTER

#### 2019 iMac 27"

#### WHY I LOVE IT:

*"I love editing on a big monitor and the 27 inch definitely fits that requirement! This iMac also has a lot of power for all my Lightroom and Photoshop needs."*

# LIGHT

## POCKET WIZARDS

PocketWizard PlusX 2 Pack

## SPEED LIGHTS

Canon Speedlite 600EX II-RT-

Nikon Speedlight B-700

Sony HVL-F60RM Wireless Radio Flash

Yongnuo YN560-IV Speedlite

Codox Speedlight

(Mount Dependant)

## LIGHT STANDS & MOUNTING

Manfrotto Light Stand  
Quick Stack 3-Pack

Neewer Pro C-Strand kit

## SOFTBOX

Westcott Rapid Box Kit

## FLASH

Magmod Kit

## TETHERING

### List of Tether Tool Cables

This link will bring you to a list so you can match the tethering tool to your camera!



# IS THAT YOUR BAG?



## Thinktank Camera Bag

- TSA ready
- Holds 1-3 DSLRs, 5 Lenses, Flash, & More.

## Pelican 1510

- TSA ready and TOUGH!
- Strongest case I have ever used
- Holds 1-3 DSLRs, 5 Lenses, Flash & More



## LowePro Travel Bag

- Rich's go-to travel bag, which acts as a day pack that you can hold a DSLR camera as well as a few lenses.

# MUST HAVE TOOLS



1

The Photo Mentorship

2

## MEMORY CARDS

SanDisk 128GB Extreme PRO UHS-I SDXC Memory Card



3

Sandbags



4

Seagate External Hard Drive



5

Gaff Tape



6

Lens Wipes



7

CAMERA GRIPS  
BlackRapid Sport  
Breathe Camera Strap















8

Lightroom & Photoshop





## Comparative Chart

GEAR TYPE	Comparative Brands				GEAR LEVEL
	CANON	NIKON	SONY	SIGMA	
	Canon EOS 5D MARK IV	Nikon d850	Sony a7III		Pro
	Canon EOS R	Nikon z 7	Sony a7III		Pro
	Canon 6D MkII	Nikon D750	Sony a7III		Pro/ Semi Pro
	Canon 80d	Nikon d7500	Sony A6500		Semi Pro
	Canon T7	NikonD3500	Sony A6000		Hobbyist
	Canon 50mm 1.8	Nikkor 50mm f/1.8	Sony FE 50mm f/1.8		Hobbyist/ Semi Pro
	Canon 24-70mm	Nikkor 24-70	Sony FE Zoom 24-70mm		Pro
	Canon 50mm 1.2	Nikon AF-S NIKKOR 50MM f/1.4E Lens	Sony 50 1.4	Sigma 50mm art 1.4 (for all mounts)	Pro
	Canon 100mm macro 2.8L	Nikon 105mm f/2.8	Sony FE 100mm f/2.8		Pro
	Canon 16-35mm 2.8	NIKKOR 17-35mm f/2.8	Sony FE 16-35mm f/2.8 GM		Pro
	Canon 70-200 2.8L	NIKKOR 70-200mm f/2.8	Sony FE 70-200mm f/2.8		Pro
	Canon 85mm 1.2	NIKKOR 85MM f/1.4G	Sony FE 85mm f/1.4	Sigma 85mm f/1.4 (for all mounts)	Pro